

Well Testing

Disposal

Diverter Manifold, Gas and Oil

The diverter manifold is an assembly of valves and piping used to divert oil or gas within the process system without flow interruption.

Expro's standard diverter manifolds are component designs consisting of two or five manual valves housed on a portable base skid.

Gas diverter manifolds consist of two valves, an inlet and two outlets are typically used to direct produced gas and fluids to the port or starboard burner/flare.

Oil diverter manifolds consist of five-valves and are used to enable produced fluids to be directed to either a tank or to the burners positioned on the burner booms.

Produced fluids can also be pumped out of the tank through the Oil diverter manifold to the burners.

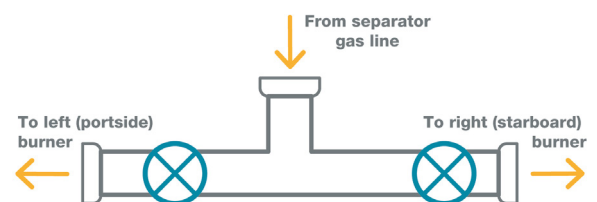
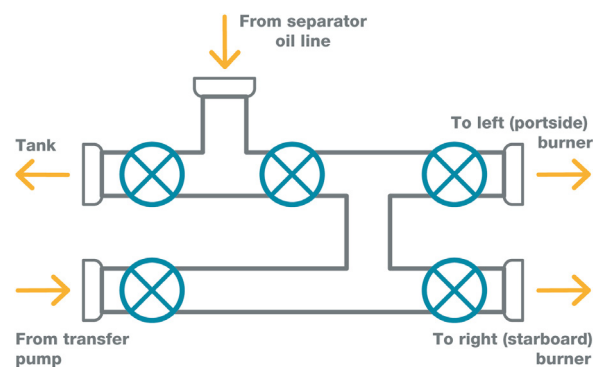

The smart compact design and small footprint is beneficial when available deck space is limited and diverters can be supplied in various sizes and pressure ratings to meet specific applications.

Applications

- Onshore and offshore
- Exploration well testing
- Production well testing
- Clean-up operations

Features and Benefits

- Small footprint
- Compact design
- Skid mounted
- Designed to operate reliably in hostile environments



Well Testing

Disposal

Diverter Manifold, Gas and Oil

Technical specifications					
Size nominal ID inches (mm)	Working pressure psi (bar)	Temperature range °F (°C)	Weight lbs (kgs)	Dimensions (L x W x H) ft. (m)	Manifold type
2, 3, 4 (50.8, 76.2, 101.6)	1,440 (100)	-20 to 250 (-29 to 121)			
3, 4 (76.2, 101.6)	2,000 (138)	-20 to 250 (29 to 121)			5 valve
3, 4 & 6 (76.2, 101.6, 152.4)	5,000 (345)	-20 to 250 (29 to 121)			
2, 3, 4 & 6 (50.8, 76.2, 101.6, 152.4)	1,440 (100)	-20 to 250 (-29 to 121)			
3, 4 & 6 (76.2, 101.6, 152.4)	2,000 (138)	-20 to 250 (29 to 121)			2 valve
3, 4 & 6 (76.2, 101.6, 152.4)	5,000 (345)	-20 to 250 (29 to 121)			

Note: Designed and manufactured to ANSI B31.3 and NACE MR-10-75 (H2S) for all diverters. Units rated at 5,000 psi also comply with API 6A.

Other sizes, configurations and pressure ratings are available to meet most applications, for more information contact your local Expro representative or email welltesting@exprogroup.com