

# Well Intervention

## Reservoir monitoring

### QikView™ DFOS & Well Data Visualisation Software

QikView™ provides a fast, simple and effective means of combining distributed acoustic and temperature data from Distributed Fibre Optic Sensing (DFOS) surveys with conventional well log, engineering and operational data.

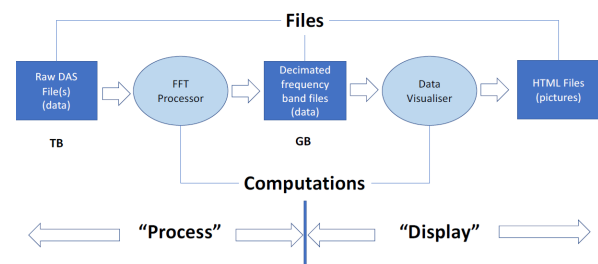
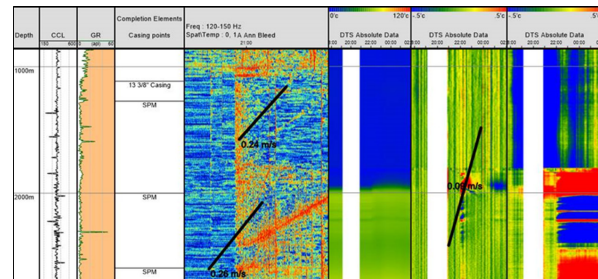
The integrated data sets are displayed in a visual manner suited for the interpretation of well problems and event diagnosis at the wellsite.

While the use of DTS and DAS has now gained general acceptance within the industry, effective and complete distributed fibre optic sensing (DFOS) logging and information provision services are still not present in the market.

A key reason for this has been the lack of software that can decimate, process and display DFOS well information to allow timely interpretations to be made at the wellsite.

QikView™ provides this capability and enables well features and problems to be identified within hours such that decisions can be made on well remediation requirements and operations far more rapidly.

DAS Decimator/Processor/Visualiser decimates vast data files and creates an array of visualisations for each frequency band based on the feature extraction inputs selected.



#### Applications

- Leak detection / behind casing flows
- Flow / injection monitoring
- Artificial lift assessment & troubleshooting
- Pre-abandonment surveys
- Clean-up & slug detection/monitoring
- Sand production source detection

#### Features

- Designed for wellsite application – simple, intuitive & fast
- Integrates and visualises data to enable interpretation
- Maximises information extraction from data
- Integrates conventional well data and information
- Works with multiple data formats
- Full project files readily exported and transferred between users
- Enables rapid operational decision making

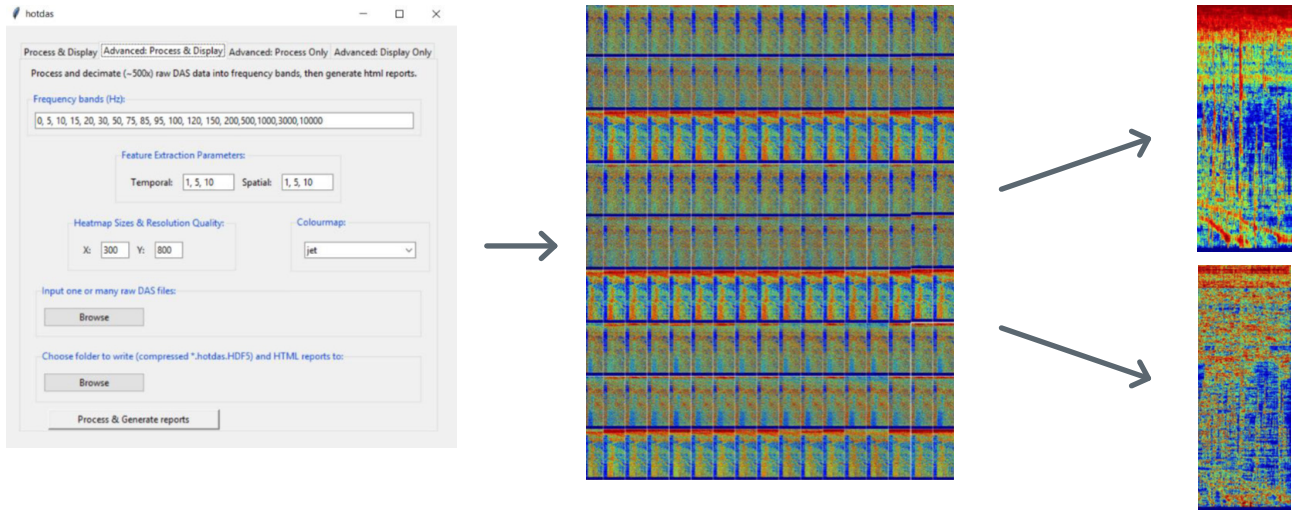
#### Benefits

- Combines output from hotDAS™ DAS data processor
- Tracks and panels readily customised
- Synchronised data scrolling & zooming through depth and time
- Project files saved by well / field / client as required
- Project files transferable between engineers and/or clients
- Well / Field / Client templates can be created and saved

# Well Intervention

## Reservoir monitoring

### QikView™ DFOS & Well Data Visualisation Software



#### Single run output

- 17 frequency bands
- 3 x 3 temporal, spatial extraction parameters
- 153 data views
- Allows rapid pre-screening of data to “home-in”

Note: Other sizes, configurations and pressure ratings are available to meet most applications, for more information contact your local Expro representative or email [wellintervention@exprogroup.com](mailto:wellintervention@exprogroup.com)